



602406 (E4HCCEOS)

Plug-in Induction Wok, squared, 3500W

Main Features

- Automatic pan detection to transfer power only when pan is present.
- High impact, heavy duty glass-ceramic wok bowl for durability and easy cleaning.
- Plug in unit designed for table top installations.
- Safety first. Visual message displayed when the hob is still hot to prevent injuries.
- Power level settings from 1 to 20.
- Glass control panel with capacitive touches for intuitive operations and easy cleaning.
- Digital display with LED indicators for enhanced visibility.
- Self-diagnostics: an error code is displayed (Fxxx) in case of dysfunction.

Construction

- IP23 protection index.
- Cord and plug included.
- Induction air filters easy to clean and remove for about weekly cleaning. Dishwasher safe.
- One induction wok shaped bowl 4mm thick.

Sustainability

- Rapid heat transfer directly to the pan, no heat is dispersed into the environment
- This model is compliant with Swiss Energy Efficiency Ordinance (730.02).

Optional Accessories

PNC Code	Description
Pots and pans	
911000	Stainless steel wok pan, design in line with wok cuvette
911003	Non-stick wok pan, design in line with wok cuvette



Recommended Detergents

PNC Code	Description
OS2881	S01 STAINLESS STEEL SURFACE POLISHER; 6 BOTTLES X 750ML C/T
OS2882	S02 Degreaser for ovens and SpeedDelight. Specific for cleaning the cooking chambers of GourmeXpress and SpeeDelight. Active up to a maximum of 50°C Complete with spray bottle Pack of 6 750ml bottles
OS2883	S03 ALCOHOL BASE DETERGENT; 6 BOTTLES X 750ML; ADR&IMDG&IATA Limited Quantity
OS2884	S04 GLASSES & HARD SURFACES CLEANERS; 6 BOTTLES X 750ML



Technical specifications

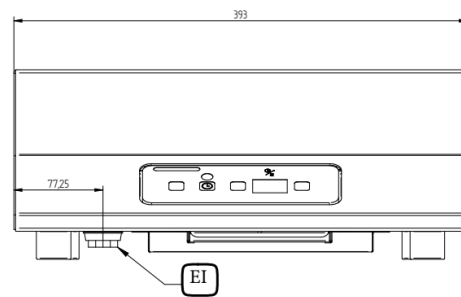
Electric

Supply voltage:	220-240 V/1N ph/50/60 Hz
Total Watts:	3.5 kW
Plug type:	CE-SCHUKO
Minimum Circuit Ampacity (MCA):	16A

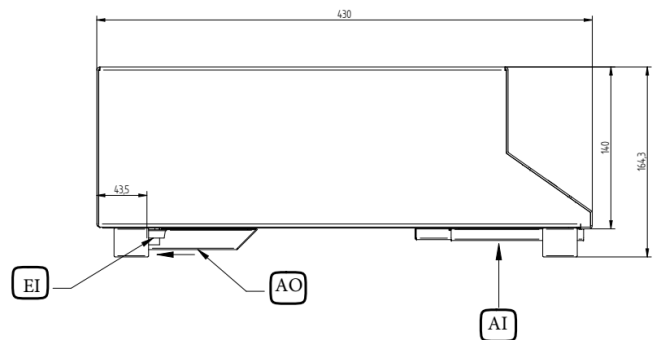
Key Information:

External dimensions, Width:	393 mm
External dimensions, Depth:	430 mm
External dimensions, Height:	165 mm
Net weight:	10 kg

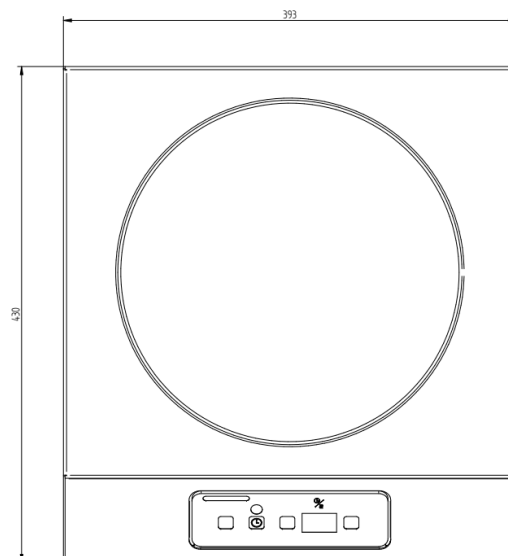
Front



Side



Top



EI = Electrical inlet (power)

EO = Electrical Outlet



Find out more:
ISO Certificates
[Electrolux Professional Recognitions](#)

The company reserves the right to make modifications to the products without prior notice. All information correct at time of printing.

2026/05/29

3/3